

CO2RL Recessed Wall CO2 Sensor

- LCD display with field calibration menu
- 2000/5000 ppm CO2
- Integrated set-point relay
- Field replaceable NDIR element



DESCRIPTION

Senva CO2 sensors maximize energy savings by ensuring optimal ventilation. Measuring exhaled CO2 levels ensures air is conditioned only when needed. The CO2RL is a flush mount design sensor with NDIR sensing element and features that include a standard LCD, setpoint relay, menu selectable auto-calibration and provision to offset the reading +/- 250ppm.

APPLICATIONS

- Controlling ventilation in response to occupancy
- Facilitates compliance with ASHRAE 62.1 standard for air quality
- Offices, conference rooms, and public assembly areas

FEATURES

The industry's best looking CO2 sensor meets demanding architectural standards.

- Fits in most standard j-box or low voltage brackets.
- No exposed screws; unobtrusive tamper resistant design
- Popular colors to match any decor

Easy to install and maintain


- Integrated display and push-button menus for field selectable scale, calibration, and operational modes
- Dual 4-20mA and 0-5V/0-10V output (jumper selectable)
- Integrated high-reliability solid-state set-point relay is ideal for direct control applications; easy to set up thanks to LCD

High reliability reduces call backs

- Non-dispersive infrared sensing element (NDIR)
- Field replaceable CO2 sensor
- 15+ year life expectancy on CO2 sensing element
- Industry leading 7-year limited warranty on electronics; NDIR module 3 years

High accuracy for improved system performance

- Selectable auto-calibration mode returns sensor to baseline values
- ± 40 ppm, $\pm 3\%$ of reading



Display and menu

- Easy set point and calibration adjustments





Field replaceable element

- Replaceable CO2 element for easy service



7 year limited warranty

ORDERING

CO2RL 
Color 
 Blank = White
 6 = Black
 To order replacement sensor elements, please consult factory

SPECIFICATIONS

Power Supply		12-30VDC/24VAC ⁽¹⁾ , 100mA max.
Analog Outputs	Dual Analog	3-wire 4-20mA and 0-5V/0-10V ⁽²⁾ (jumper)
	Output scaling	0 - 2000 or 0 - 5000 ppm (selectable)
Digital Setpoint Output	Programmable	Solid-state, 1A @ 30VAC/DC, N.O.
Sensor Performance	Type	Non-dispersive Infrared (NDIR)
	Accuracy	±40ppm, ±3% of reading
	Response time	60 seconds to 90% reading
	Output update rate	3 seconds
	5PH, Setpoint, Hi (On point)	500ppm to full-scale (700ppm default)
LCD Menu Setup Parameters	5PL, Setpoint, Lo (Off point)	400ppm to full-scale-50 (600ppm default)
	5CL, Scaling	0-2000ppm or 0-5000ppm (2000ppm default)
	Adj. Adjustment	Offset adjustment +/-250ppm (0 default)
	RL, Calibration mode	Automatic mode ON or OFF (default=ON)
	Run, Run mode	Displays CO2 in ppm
Operating Environment	Temperature	32 to 122F (0 to 50C)
	Humidity	0-95% non-condensing
Enclosure	Material	ABS Plastic
	Dimensions (fits low-voltage bracket)	4.7" h x 2.9" w x 1.24" d (0.48" wall profile)

(1) One side of transformer secondary is connected to signal common. Dedicated transformer is recommended.
 (2) 15-30VDC/24VAC power supply voltage required for 10 volt output.



Optional Trim Ring for surface mount applications or mis-sized j-boxes

DIMENSIONS

